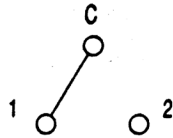
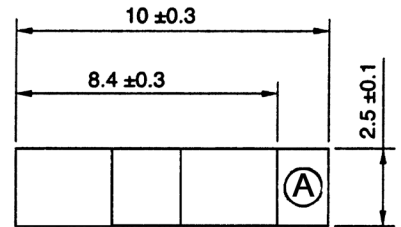
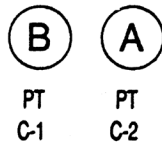


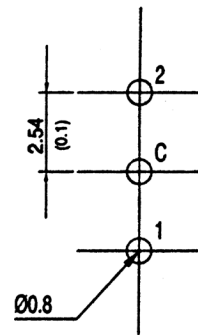
CIRCUIT DIAGRAM



Switch Position



P.C.B. LAY OUT



Specifications:

- Contact rating: 0.2A, 24V; 0.5A, 12V
- Contact resistance: 50mOhm max.
- Insulation resistance: 10 000MOhm min. at 500V DC
- Dielectric strength: 500V AC for 1 minute (2mA)
- Operating temperature: -40°C to +85°C
- Storage temperature: -40°C to +85°C
- Mechanical life: 5 000 cycles
- Operating force: 800gf max.
- Packing: 53 pcs. / tube
- Soldering conditions: max.: 260 +/-3°C, 3sec.
- Material: Case: PA66 glass reinforced nylon, blue
Slider: PA46 glass reinforced nylon, ivory
Terminals: brass, 0.075µm gold plated over 1µm nickel
Fixed contact: brass, 0.075µm gold plated over 1µm nickel
Movable contact: phosphor bronze, 0.125µm gold plated over 1µm nickel



Tolerances: 0 - 1: ±0.1mm 1 - 4: ±0.3mm 4 - 16: ±0.5mm	Date	Name
	01/03	us

MMP 1010 D-RA

Specifications	01/13	dr	knitter-switch	30 03 41	Page
Slider colour	09/12	dr			1/1
Modifications	Date	Name			